

MC608_6_x CONNECTIONS

v1.0 12/02/2013

PULSE OUTPUT

MC608

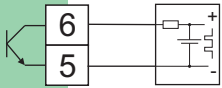


fig.1

CLEAN CONTACT (MC608A/B/R)

The connected device (PLC / external pulse counter) supplies its digital input with the required voltage to detect the pulses. The MC608 act like a digital switch.

(maximum voltage: 30Vdc / maximum current 50mA)

MC608

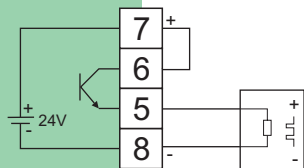


fig.2

ACTIVE 24V SELF POWERED (MC608A from release 6_3)

The connected device (PLC / external pulse counter) is a passive digital input that accept a +24V voltage level. It MUST NOT provide ANY additional voltage. The internal 24Vdc power supply is used to provide the required voltage.

(voltage 24V; maximum current 30mA*)

MC608

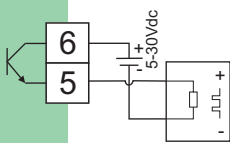


fig.3

ACTIVE 5-30V (MC608A/B/R)

The connected device (PLC / external pulse counter) is a passive digital input that accept the voltage level provided by the external power supply used.

(voltage 5-30V; maximum current 50mA)

(*) the overall current sourced by the internal 24Vdc supply (terminal 7 and 8) must not exceed 30mA. In case active self-powered 4-20mA is used (fig. 2) the maximum current available for any other usage (active self-powered pulses / programmable output) is reduced to 10mA.

MC608_6_x CONNECTIONS

v1.0 12/02/2013

PROGRAMMABLE OUTPUT

MC608

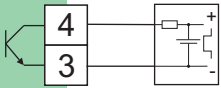


fig.4

CLEAN CONTACT (MC608A/B/R)

The connected device supplies its digital input with the required voltage to detect the logic level. The MC608 act like a digital switch.

(maximum voltage: 30Vdc / maximum current 50mA)

MC608

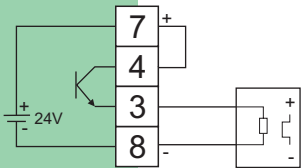


fig.5

ACTIVE 24V SELF POWERED (MC608A from release 6_3)

The connected device is a passive digital input that accept a +24V voltage level. It MUST NOT provide ANY additional voltage.

The internal 24Vdc power supply is used to provide the required voltage.

(voltage 24V; maximum current 30mA*)

MC608

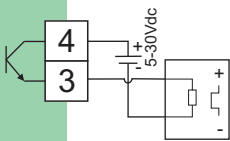


fig.6

ACTIVE 5-30V (MC608A/B/R)

The connected device is a passive digital input that accept the voltage level provided by the external power supply.

(voltage 5-30V; maximum current 50mA)

(*) the overall current sourced by the internal 24Vdc supply (terminal 7 and 8) must not exceed 30mA. In case active self-powered 4-20mA is used (fig. 2) the maximum current available for any other usage (active self-powered pulses / programmable output) is reduced to 10mA.

MC608_6_x CONNECTIONS

v1.0 12/02/2013

4-20mA OUTPUT

MC608

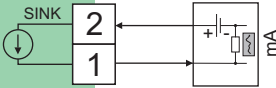


fig.7

LOOP-POWERED (MC608A/B/R from release 6_3)

The connected 4-20mA receiver is a loop-powered model, powering itself the current loop.

(loop voltage: 24Vdc; max impedance: 800 ohm)

MC608

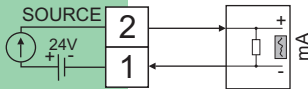


fig.8

ACTIVE (MC608A release 6_1 and 6_2)

The connected 4-20mA receiver is a passive milliamp-meter; the internal MC608 24Vdc power supply is internally connected.

(loop voltage: 24Vdc; max impedance: 800 ohm)

MC608

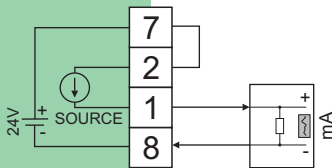


fig.9

ACTIVE (MC608A from release 6_3)

The connected 4-20mA receiver is a passive milliamp-meter; the internal MC608 24Vdc power supply must be connected as shown.

(loop voltage: 24Vdc; max impedance: 800 ohm)