

3-Way Hydraulic Relay Valve (3W-HRV)

Model 54-M

This 3-Way, single chamber accelerator is hydraulically operated, diaphragm actuated pilot valve that in response to pressure applied to its control chamber, directs flow and pressure between its ports:

- When pressure is applied to its control chamber, it connects port "0" to "2".
- When pressure is released from its control chamber, it connects port "2" to "1".

This pilot can be used to either relay and accelerate a signal (N.O.), or to reverse and accelerate a signal (N.C.).

Technical Data

Pressure rating: 25 bar (350 psi)

Minimum operating pressure: 0.8 bar (12 psi)

Working temperature: Water up to 80°C (180°F)

Flow factor:

Closing: 0 to 2 & 1 to 2: Kv 1.2 (Cv 1.4)

Opening: 2 to 1 & 2 to 0: Kv 1.0 (Cv 1.2)

Standard materials:

Body & cover: Brass

Elastomers: NBR

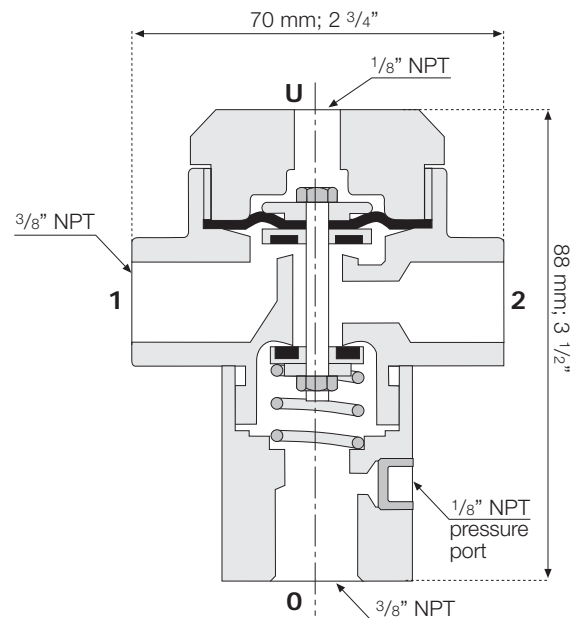
Internals: Stainless Steel & Brass

Connections:

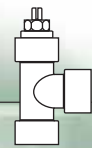
Port	N.O. *	N.C. **
1	Upstream pressure	Vent
2	Control chamber	Control chamber
0	Vent	Upstream pressure
U	Command	Command

* With top spring - special order.

** With bottom spring - standard.



Weight: 0.8 Kg; 1.7 lbs.



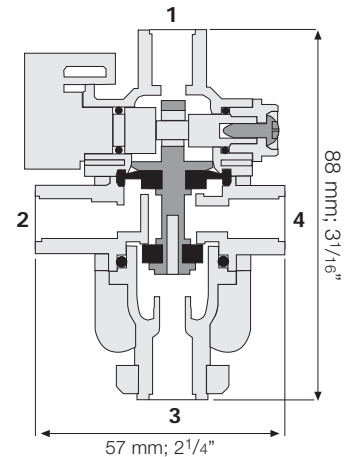
3-Way Hydraulic Relay Valve (3W-HRV)

Model 54-PZ, GALIT

This Plastic 3-Way, single chamber accelerator is a hydraulically operated, diaphragm actuated pilot valve that in response to pressure applied to its control chamber, directs flow and pressure between its ports:

- When pressure is applied to its control chamber, it connects port "3" to "4".
- When pressure is released from its control chamber, it connects port "2" to "4".

The Galit can be used to either relay and accelerate a signal (N.O.), or to reverse and accelerate a signal (N.C.). Its also features Manual Override.



Technical Data

Pressure rating: 10 bar; 145 psi

Minimum operating pressure: 0.5 bar; 7 psi

Working temperature: Water up to 50°C; 122°F

Orifice: 5.8 mm; 1/4"

Ports: 1/8" BSP Female Thread

Standard materials:

Body & cover: Reinforced Plastic

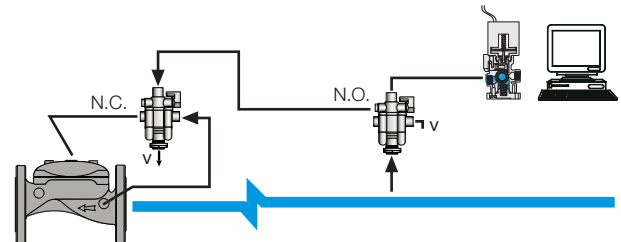
Elastomers: NBR

Internals: Stainless Steel & Plastic

Connections:

Port	N.C.	N.O.
1	Command	Command
2	Vent	Upstream pressure
3	Upstream pressure	Vent
4	Control chamber	Control chamber

Remote or Weak Command Control Solutions



Optional Anti-Topographic Springs

Spring Color	Galit N.C.	Galit N.O.
Yellow	5-10 m	5-10 m
Green	10-14 m	10-15 m
white	14-17 m	15-20 m
Red	17-22 m	20-25 m

Data refers to elevation differential along the control tube

Downhill Control Solutions

