

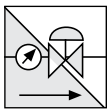
Pneumatic Pressure Control, On-Off Deluge Valve

Model: FP 400E-4DC



UL LISTED

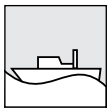
Typical Applications



Fluctuating or over pressure



Offshore platforms



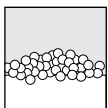
Marine environments



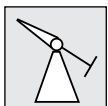
Freezing environments



Seawater/corrosive water supplies



Foam applications



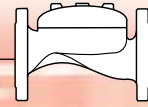
Remote monitor

Features and Benefits

- **Pressure control function** – Constant preset downstream pressure
- **Remote reset** – Shut-off on remote command
- **One-piece molded elastomeric moving part** – No maintenance required
- **Simple design** – Cost effective
- **Obstacle-free full bore** – Uncompromising reliability
- **Factory pre-assembled trim** – Out-of-box quality
- **In-line serviceable** – Minimal down time

Optional Features

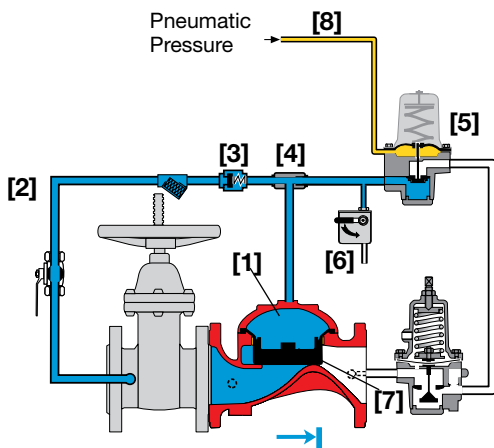
- **Water motor alarm**
- **Alarm pressure-switch** (code: P or P7)
- **Seawater** (add FS as prefix to model)
- **Valve Position Single/Double Limit Switches**



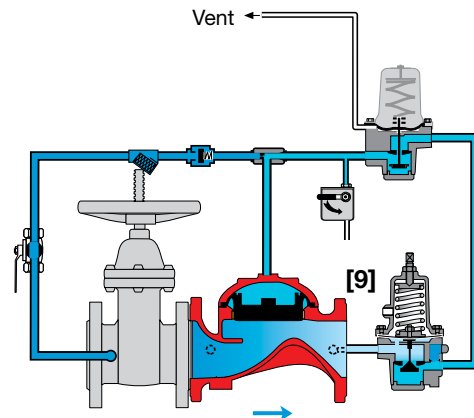
Operation

BERMAD Model Model FP 400E-4DC is suitable for systems that include dry pilot lines with closed pneumatic fusible plugs (thermal releases), and piping systems with a wide variety of open nozzles. Since it is pneumatically controlled, the Model FP 400E-4DC is recommended for environments with freezing temperatures and/or corrosive water supply. Combining a pressure control feature, it's also suitable for systems with high pressure supply source and/or relatively low flow.

In the SET position, line-pressure supplied to the main valve's control chamber [1] via the priming line [2], and through a Check Valve [3], and an Accelerator [4] with priming restriction, is trapped by the Check Valve, by a closed Pneumatic Pressure Operated Relief Valve (PORV) [5], and by a closed Manual Emergency Release [6]. The trapped pressure holds the main valve's diaphragm and plug against the valve seat [7], sealing it drip-tight and keeping the system piping dry. The PORV is held closed by the pneumatic pressure maintained in the dry pilot line [8]. Under FIRE condition, a dry line pneumatic pressure drop opens the PORV. Pressure is then released from the main valve control chamber to the downstream, through the open PORV and the Pressure Reducing (PR) Pilot valve [9], allowing the main valve to open, and water to flow into the system piping and to the alarm device. Should system pressure rise above PR pilot setting, the PR pilot throttles, thereby enabling pressure to accumulate in the valve control chamber. This causes the FP 400E-4DC to throttle closed, decreasing system pressure to PR pilot setting. The Manual Emergency Release [6], overrides the PR pilot, causing the FP 400E-4DC to open fully.



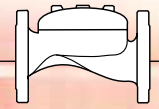
Valve Closed (set position)



Valve Open (operating condition)

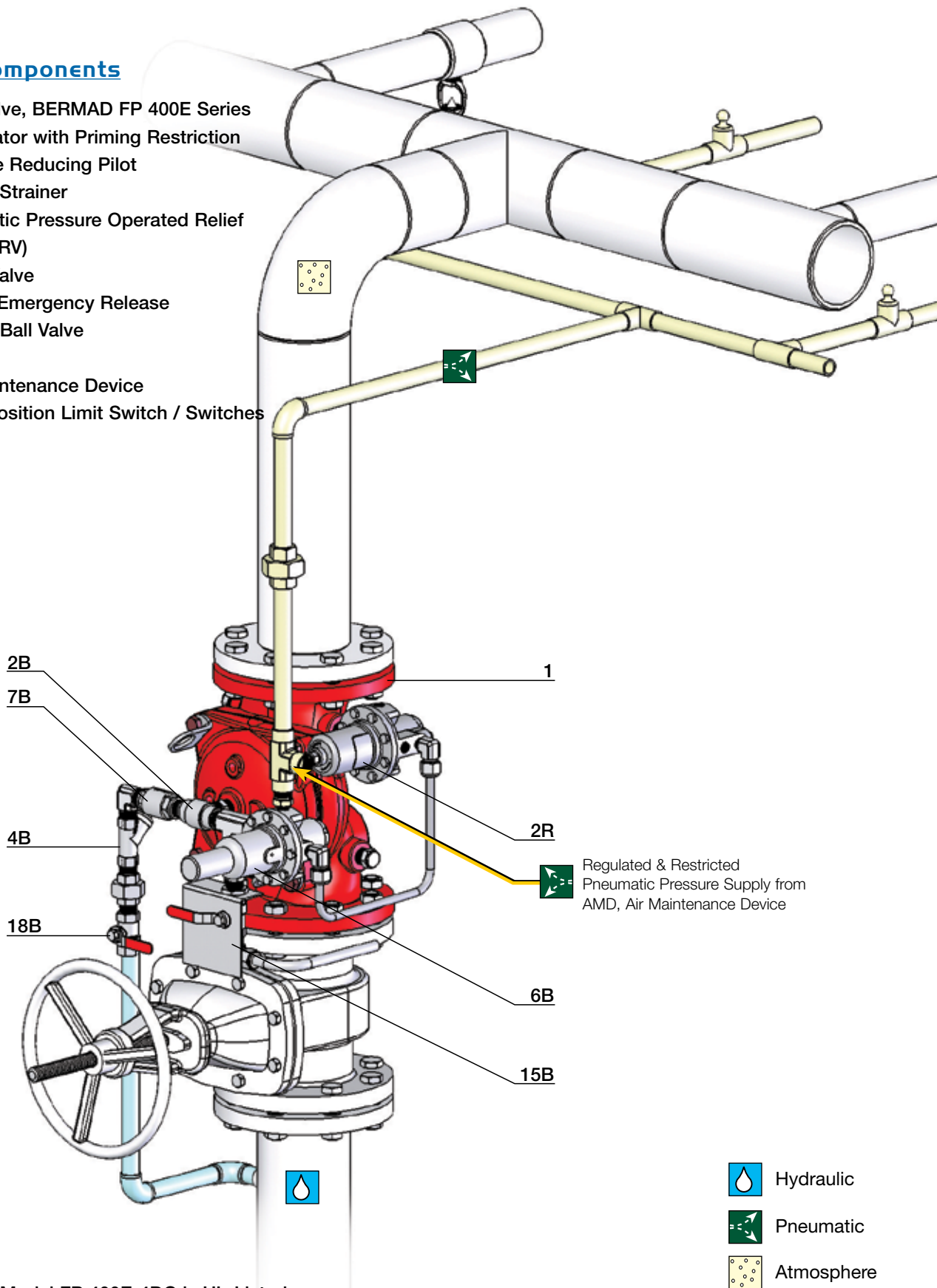
Engineer Specifications

- The On-Off deluge valve shall be a UL-Listed, pneumatically remote controlled elastomeric type globe valve with a **rolling-diaphragm**.
- The valve shall have an **unobstructed flow path**, with no stem guide or **supporting ribs**.
- Valve actuation shall be accomplished by a fully peripherally supported, one-piece balanced rolling-diaphragm, vulcanized with a rugged radial seal disk. The diaphragm assembly shall be the only moving part.
- The valve shall have a removable cover for quick in-line service enabling all necessary inspection and servicing.
- The control trim materials shall consist of St.St. 316 tubing and fittings, and plated brass accessories, including Accelerator, PORV pneumatic pilot valve, 2-Way Pressure Reducing Pilot, Y strainer and Manual Emergency Release.
- The control trim shall be supplied as an assembly, pre-assembled and hydraulically tested at an ISO 9000 and 9001 certified factory.
- The Pressure Control and Pneumatically Remote Controlled, On-Off Deluge Valve shall open and close in response to dry line pneumatic pressure drop, reducing higher upstream pressure to preset lower downstream pressure.



System Components

- 1 - Main Valve, BERMAD FP 400E Series
- 2B - Accelerator with Priming Restriction
- 2R - Pressure Reducing Pilot
- 4B - Priming Strainer
- 6B - Pneumatic Pressure Operated Relief Valve (PORV)
- 7B - Check Valve
- 15B - Manual Emergency Release
- 18B - Priming Ball Valve
- Optional
- AMD - Air Maintenance Device
- S - Valve Position Limit Switch / Switches

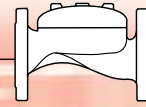


UL Listed

The BERMAD Model FP 400E-4DC is UL-Listed.

The installation shall include Indicating and Drain Components.

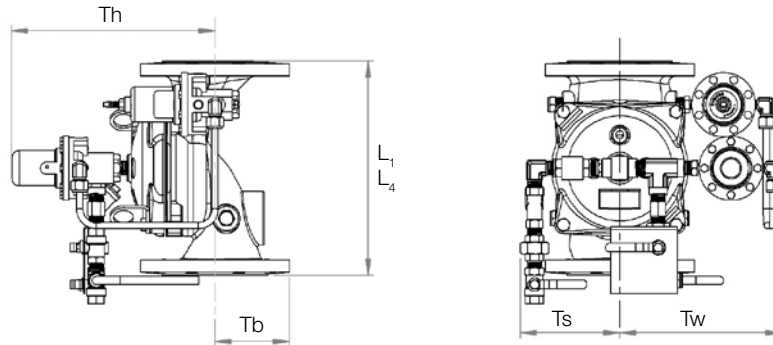
BERMAD Fire Protection



Model: FP 400E-4DC

400 Series

Technical Data



Size	1½", 2"		2½"		3"		4"		6"		8"		10"		12"		
	mm	inch	mm	inch	mm	inch	mm	inch	mm	inch	mm	inch	mm	inch	mm	inch	
Dimensions	L ₁ ⁽¹⁾	205	8 ¹ / ₁₆	205	8 ¹ / ₁₆	257	10 ¹ / ₈	320	12 ⁵ / ₈	415	16 ⁵ / ₁₆	500	19 ¹¹ / ₁₆	605	23 ¹³ / ₁₆	725	28 ⁹ / ₁₆
	L ₄ ⁽²⁾	205	8 ¹ / ₁₆	N/A	N/A	250	9 ¹³ / ₁₆	320	12 ⁵ / ₈	415	16 ⁵ / ₁₆	500	19 ¹¹ / ₁₆	N/A	N/A	N/A	N/A
	Tw	228	9	220	8 ¹¹ / ₁₆	243	9 ⁹ / ₁₆	253	10	312	12 ⁵ / ₁₆	326	12 ¹³ / ₁₆	346	13 ⁵ / ₈	391	15 ³ / ₈
	Ts	228	9	220	8 ¹¹ / ₁₆	243	9 ⁹ / ₁₆	253	10	318	12 ¹ / ₂	326	12 ¹³ / ₁₆	326	12 ¹³ / ₁₆	391	15 ³ / ₈
	Th	226	8 ⁷ / ₈	242	9 ¹ / ₂	262	10 ⁵ / ₁₆	261	10 ⁵ / ₁₆	356	14	407	16	407	16	546	21 ¹ / ₂
	Tb	278	10 ¹ / ₁₆	289	11 ³ / ₈	300	11 ¹³ / ₁₆	337	13 ¹ / ₄	378	14 ⁷ / ₈	405	15 ¹⁵ / ₁₆	413	16 ¹ / ₄	473	18 ⁵ / ₈

Notes:

- L₁ is for flanged ANSI #150 and ISO PN16.
- L₄ is for grooved end connections (Ductile Iron Only).
- Provide adequate space around valve for maintenance.
- Data is for envelope dimensions, specific component positioning may vary.

Connection Standard

- Flanged: ANSI B16.42 (Ductile Iron), B16.5 (Steel & Stainless Steel), B16.24 (Bronze) or ISO PN16
- Grooved: ANSI/AWWA C606 for 2, 3, 4, 6 & 8"

Water Temperature

- 0.5 – 50°C (33 – 122°F)

Available Sizes

- 1½, 2, 2½, 3, 4, 6, 8, 10 & 12"
- UL-Listed for sizes 1½, 2, 2½, 3, 4, 6, 8 & 10"

Pressure Rating

- Max. inlet: 250 psi (17 bar)
- Set: 30-165 psi (4.5-11.5 bar)

Manufacturers Standard Materials

Main valve body and cover

- Ductile Iron ASTM A-536

Main valve internals

- Stainless Steel 304 & Cast Iron

Control Trim System

- Brass control components/accessories
- Forged Brass pressure reducing pilot with St. St. 304 internals & NBR elastomers
- Stainless Steel 316 tubing & fittings

Elastomers

- Nylon fabric reinforced polyisoprene NR

Coating

- Electrostatic Powder Coating Polyester, Red (RAL 3002)

Optional Materials

Main valve body

- Carbon Steel ASTM A-216 WCB
- Stainless Steel 316
- Ni-Al-Bronze ASTM B-148

Control Trim

- Stainless Steel 316
- Monel® and Ni-Al-Bronze
- Hastalloy C-276

Elastomers

- NBR
- EPDM

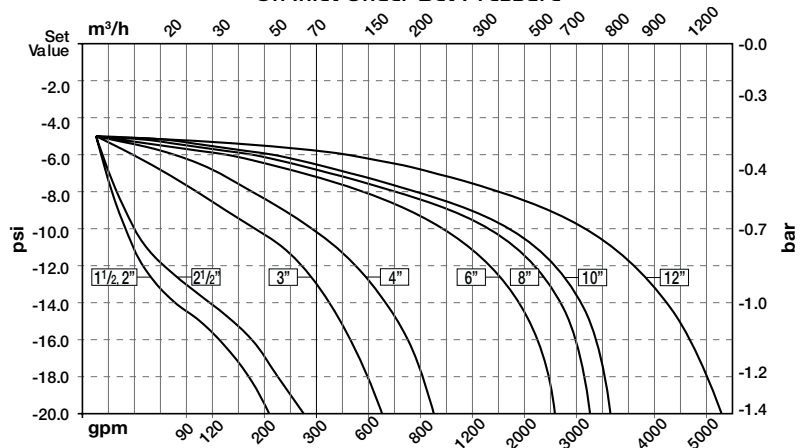
Coating

- High Build Epoxy Fusion-Bonded with UV Protection, Anti-Corrosion

PORV setting

- Valve opens on pilot line pressure drop
- Factory set: 20 psi (1.5 bar)

Valve Outlet Pressure Fall-off Characteristics
On Inlet Under Set Pressure



bermadfire@bermad.com • www.bermad.com

The information herein is subject to change without notice. BERMAD shall not be held liable for any errors. All rights reserved. © Copyright by BERMAD. PE4PE-4DC 11