

Pressure Relief/Sustaining Valve

with Hydraulic Control

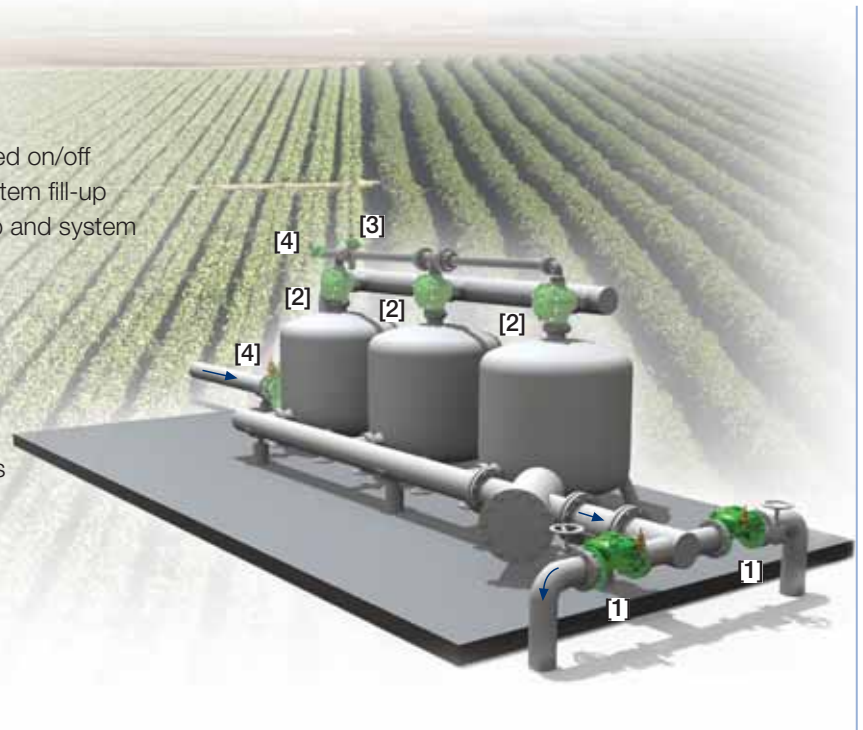
IR-430-50-R

The BERMAD Model IR-430-50-R is a hydraulically operated, diaphragm actuated control valve that sustains minimum preset upstream (back) pressure regardless of fluctuating flow or varying downstream pressure. It either opens or shuts in response to a remote pressure commands. When installed offline, the BERMAD Model IR-430-50-R relieves line pressure in excess of preset.



Features and Benefits

- Hydraulic Pressure Control
 - Line pressure driven, hydraulically controlled on/off
 - Sustains supply pressure and controls system fill-up
 - Relieves excess pressure protecting pump and system
- Advanced Globe Hydro-Efficient Design
 - Unobstructed flow path
 - Single moving part
 - High flow capacity
- Fully Supported & Balanced Diaphragm
 - Requires low actuation pressure
 - Excellent low flow regulation performances
 - Progressively restrains valve closing
 - Prevents diaphragm distortion
- User-Friendly Design
 - Easy pressure setting
 - Simple in-line inspection and service

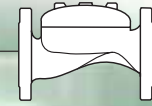


Typical Applications

- Computerized Irrigation Systems
- Pressure Zone Prioritizing
- Line Fill-Up Control
- Line Emptying Prevention
- Irrigation Machines
- Distribution Centers
- Low Supplied Pressure Irrigation Systems

- [1] BERMAD Model IR-430-50-R opens upon pressure drop command sustaining filter back flush pressure.
- [2] BERMAD Backwash Valve Model IR-3x2-350-A-I
- [3] BERMAD Relief Valve Model IR-43Q-R
- [4] BERMAD Backwash Flow Control Valve Model IR-470-ebKU
- [5] BERMAD N.C. Pressure Reducing Hydrometer Model IR-920-M0-54-R

BERMAD Irrigation



IR-430-50-R

For full technical details, refer to Engineering Section.

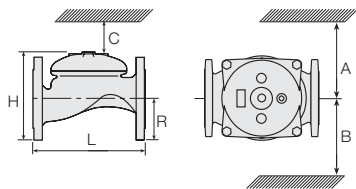
400 Series

Pressure Sustaining

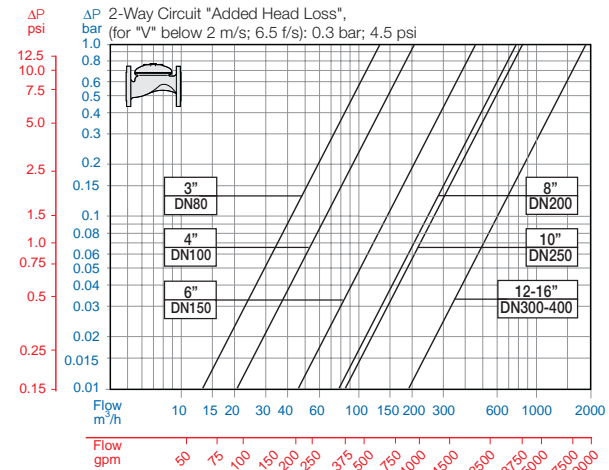
Technical Specifications

Dimensions and Weights

Size	DN Inch	80 3	100 4	150 6	200 8	250 10	300 12	350 14	400 16
L	mm	250	320	415	500	605	725	742	742
	inch	9.8	12.6	16.3	19.8	23.8	28.5	29.2	29.2
H	mm	210	242	345	430	460	635	655	965
	inch	8.3	9.5	13.6	16.9	18.1	25	25.8	38
C	mm	125	145	207	258	276	381	393	579
	inch	5	5.7	8.2	10.2	10.9	15	15.5	22.8
R	mm	100	112	140	170	202	242	260	300
	inch	3.9	4.4	5.5	6.7	8	9.5	10.2	11.8
A; B	mm	300	312	353	383	403	490	494	500
	inch	11.8	12.3	13.9	15.1	15.9	19.3	19.4	19.7
Weight	Kg	19	28	68	125	140	290	358	377
	lb.	41.9	61.7	149.9	275.6	308.6	639.3	789.2	831.1



Flow Chart



Technical Data

Patterns and Sizes: Globe: 3-16"; DN80-400 Angle: 3-4"; DN80-100

End Connections:

Size		3"	4"	6"	8-16"
		DN80	DN100	DN150	DN200-400
Threaded	Globe	■			
	Angle	■			
Flanged	Globe	■	■	■	■
	Angle	■	■		
Grooved	Globe	■	■	■	
	Angle	■	■		

Pressure Rating: 16 bar; 232 psi

Operating Pressure Range: 0.5-16 bar; 7-232 psi

For lower pressure requirements, consult factory

Setting Range: 1-16 bar; 15-232 psi

Setting ranges vary according to specific pilot spring. Please consult factory.

Materials:

Body and Cover:

Polyester Coated Cast or (10"; DN250 and larger) Ductile Iron

Spring: Stainless Steel

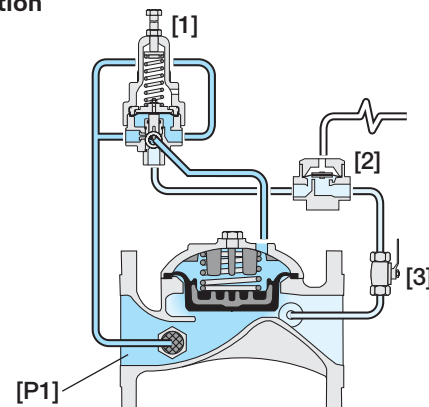
Diaphragm: Nylon fabric Reinforced NR with rugged insert

Bolts, Studs and Nuts: Zinc-Cobalt plated Steel

Control Accessories: Brass

Tubing and Fittings: Reinforced Plastic and Brass

Operation



The Pressure Sustaining pilot [1] commands the Valve to throttle closed should upstream pressure [P1] drop below pilot setting, and modulate open when it rises above pilot setting. The Hydraulic Relay Valve [2] closes upon receiving a remote pressure command, shutting the main Valve. The downstream cock valve [3] enables manual closing.

How to Order

Please specify the requested valve in the following sequence: (for more options, refer to Ordering Guide.)

Sector	Size	Primary Feature	Additional Feature	Additional Feature	Pattern	Construction Materials	End Connections	Coating	Voltage -Main Valve Position	Tubing & Fittings	Additional Attributes
IR	3-16" <small>Other sizes available on request.</small>	430	50	-	G	I	16	PG	-	PB	R
		G A	ISO-16 ISO-10 IS 14 (ISO 10/4 Holes) ANSI-125 ANSI-150 JIS-10 BST-D Grooved (3-6"; DN80-150 only)		16 10 14 A1 A5 J1 BD VI	Plastic Reinforced Tubing & Brass Fittings Copper Tubing & Brass Fittings		PB CB		Metal Control Accessories Large Control Filter Valve Position Indicator ⁽¹⁾ Flow Stem ⁽¹⁾	R F I M
		I C									

(1) Standard Irrigation Cover & Diaphragm are unfitted to Attributes I, M.
Other attributes available on request.

Other end connections available on request



info@bermad.com • www.bermad.com

The information herein is subject to change without notice. BERMAD shall not be held liable for any errors. All rights reserved. © Copyright by BERMAD. PC4AE30-50R 05