



CALEFFI

535 Series

Pressure Reducing Valve

Designed for both Industrial and Domestic Applications

The Caleffi Bonus

- Compact design
- Dial-up adjustment
- Adjustable 100-600kPa
- Union ends
- Easy to set
- Gauge port standard
- Internal strainer
- High flow rate

Series
535



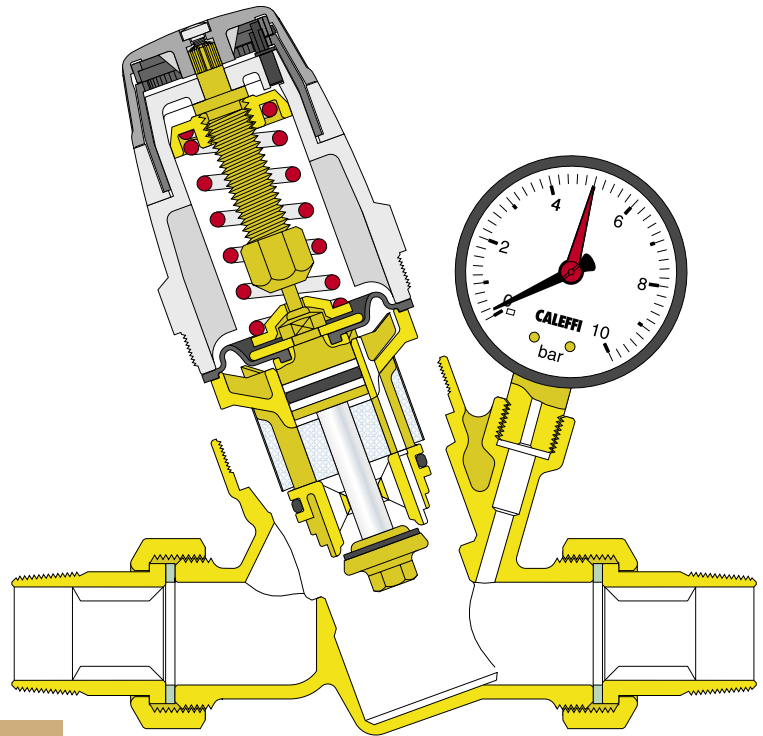
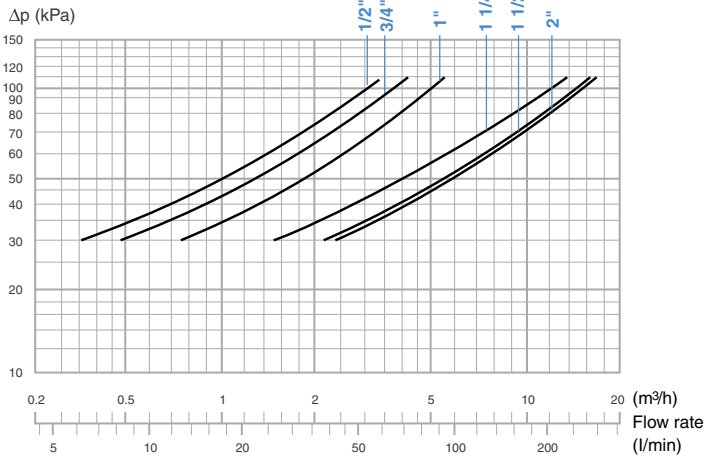
Australian
Standard

AS 1357.2 Lic 2467

Available in sizes 15mm to 50mm with male union ends



Pressure Loss Diagram



General

Pressure reducing valves are a valuable asset to any piping system. Many people are under the misapprehension that more pressure is better when, in fact, it is often the reverse. Too much pressure in a system puts unnecessary strain on water heaters, plumbing joints, taps, washers, etc, increasing the chance of leaks, burst hoses on washing machines, etc, and adding greatly to water hammer problems.

The Caleffi 535 series pressure reducing valve is a state of the art piece of design and engineering. From just looking at this valve and its components, you know that it is a quality product.

The #535 has a maximum inlet pressure of 2500kPa and is adjustable between 100 and 600kPa. The valve comes pre-set at 300kPa but is easily changed to your desired pressure setting by turning the adjustment knob on the top of the valve; clockwise to increase the downstream pressure and anti-clockwise to decrease. Once the required pressure is 'dialled-up', the adjustment knob can be locked by tightening the screw located in the centre of the knob. A gauge port is standard on the body of the valve so that a gauge can be fitted to monitor the downstream pressure.

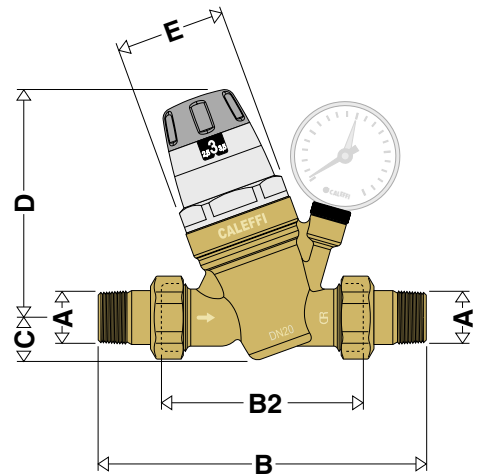
For ease of inspection and maintenance, a removable internal cartridge and strainer, containing all the regulating components, can be accessed through the top of the valve. The male union ends, another standard feature of the #535, makes installation simple.

The #535 pressure reducing valves are available in sizes 15mm to 50mm.

Warning

If it is critical to limit pressure to protect sensitive equipment downstream of the Caleffi 535 series pressure reducing valve, we strongly recommend the installation of a pressure relief valve downstream of the #535 as an additional safety device.

Code	A	B	B2	C	D	E	Weight(kg)
535040	15	140	76	20.5	112	Ø 54	0.92
535050	20	160	90	20.5	112	Ø 54	1.06
535060	25	180	95	20.5	112	Ø 54	1.38
535070	32	200	110	40	178	Ø 73	2.6
535080	40	220	120	40	178	Ø 73	3.4
535090	50	250	130	40	178	Ø 73	4.3



Technical Specifications

Pressure range	100 - 600kPa
Factory set	300kPa
Maximum inlet pressure	2500kPa
Maximum temperature	60°C
Media	Water / Air
Optional pressure gauge - range	0 - 1000kPa
Gauge port size	8mm